

ASHNISHA INDUSTRIES LIMITED

Registered Office: 7th Floor, Ashoka Chambers, Opp. HCG Hospital, Mithakhali Six Roads, Ahmedabad 380 006.

CIN : L74110GJ2009PLC057629

STATEMENT OF STANDALONE AUDITED FINANCIAL RESULTS FOR THE QUARTER AND YEAR ENDED MARCH 31, 2023.

(Rs. in Lakhs per share data)

Particulars	Quarter Ended			Year Ended	
	31/03/2023	31/12/2022	31/03/2022	31/03/2023	31/03/2022
	Audited	Unaudited	Audited	Audited	Audited
1 Income from Operations					
(a) Revenue from operations	353.03	132.29	0.00	653.28	0.00
(b) Other Income	18.92	25.00	0.00	66.42	50.30
Total Income	371.95	157.29	0.00	719.70	50.30
2 Expenses					
(a) Cost of Materials consumed	0.00	0.00	0.00	0.00	0.00
(b) Purchase of stock-in-trade	348.09	120.43	0.00	621.00	0.00
(c) Increase/Decrease in inventories of FG, WIP and stock-in-trade	0.00	0.00	0.00	0.00	0.00
(d) Employee benefits expense	0.30	0.30	6.50	1.20	8.78
(e) Finance Cost	0.00	0.00	0.03	0.02	0.31
(f) Depreciation and amortisation expense	0.04	0.04	0.04	0.18	0.33
(g) Other expenses	5.69	6.31	51.59	17.28	54.42
Total Expenses	354.12	127.08	58.16	639.68	63.84
3 Profit/(loss) before exceptional items and tax (1-2)	17.83	30.21	-58.16	80.02	-13.54
4 Exceptional Items	0.00	0.00	0.00	0.00	0.00
5 Profit/(Loss) before Extraordinary Items (3-4)	17.83	30.21	-58.16	80.02	-13.54
6 Extraordinary Items	0.00	0.00	0.00	0.00	0.00
7 Profit/(Loss) before tax (5-6)	17.83	30.21	-58.16	80.02	-13.54
8 Tax Expense					
(a) Current tax	12.77	0.00	0.00	12.77	0.00
(b) Deferred tax	0.07	0.00	0.00	0.07	0.00
Total Tax Expenses	12.84	0.00	0.00	12.84	0.00
9 Profit / (Loss) for the period from continuing operations (7-8)	4.99	30.21	-58.16	67.18	-13.54
10 Profit (Loss) from discontinuing operations	0.00	0.00	0.00	0.00	0.00
11 Tax Expense of discontinuing operations	0.00	0.00	0.00	0.00	0.00
12 Profit (Loss) from discontinuing operations (after tax)(10+11)	0.00	0.00	0.00	0.00	0.00
13 Other Comprehensive Income					
A(i) Items that will not be reclassified to profit or loss	0.00	0.00	0.00	0.00	0.00
(ii) Income tax relating to items that will not be reclassified to profit or loss	0.00	0.00	0.00	0.00	0.00
B (i) Items that will be reclassified to profit or loss	0.00	0.00	0.00	0.00	0.00
ii) Income tax relating to items that will be reclassified to profit or loss	0.00	0.00	0.00	0.00	0.00
Other Comprehensive Income for the period	0.00	0.00	0.00	0.00	0.00
14 Total Comprehensive Income for the period	4.99	30.21	-58.16	67.18	-13.54
15 Paid-up equity share capital (Face value of Rs 1/- each)	990.00	990.00	301.88	990.00	301.88
16 Other Equity	-	-	-	1352.37	886.08
Earnings Per Share (before exceptional items) (not annualised):					
(a) Basic	0.01	0.03	-1.93	0.07	-0.45
(b) Diluted	0.01	0.03	-1.93	0.07	-0.45
18 Earnings Per Share (after exceptional items) (not annualised):					
(a) Basic	0.01	0.03	-1.93	0.07	-0.45
(b) Diluted	0.01	0.03	-1.93	0.07	-0.45

Notes:

1) The above standalone audited financial results have been reviewed by the Audit Committee and approved by the Board of Directors in their meeting held on May 08, 2023. The Audit under Regulation 33 of the SEBI (Listing Obligations and Disclosure Requirements) Regulations, 2015 has been carried out by the statutory auditors. The Audit Report does not contain any observation which could have an impact on the results for the quarter/year ended March 31, 2023.


2) Company currently operates in trading of steel and chemical activities.

3) Previous period's figures have been regrouped/rearranged wherever necessary to confirm to the current period's classification.

4) The Company adopted the Indian Accounting Standards ('Ind AS') effective 1st April, 2017 (transition date 1st April, 2016). The financial results have been prepared in accordance with Ind AS as prescribed under Section 133 of the Companies Act, 2013 read with the relevant Rules issued there under.

5) The figures for Quarter ended 31st March, 2023 are the balancing figures between the audited financial results for the year ended 31st March, 2023 and the published financial results for nine months ended 31st December, 2022.

Date : 08/05/2023
Place : Ahmedabad



For, ASHNISHA INDUSTRIES LIMITED

Ashok C. Shah
ASHOK C. SHAH
MANAGING DIRECTOR
DIN : 02467830

ASHNISHA INDUSTRIES LIMITED			
STATEMENT OF STANDALONE AUDITED ASSETS AND LIABILITIES			
(Rs.in Lakhs)			
Particulars		As at 31/03/2023	As at 31/03/2022
A	ASSETS		
	1 Non-current Assets		
(a)	Property , Plant and Equipment	2.08	2.26
(b)	Other Intangible assets	-	-
(c)	Capital work in progress	-	-
(d)	Intangible assets under development	-	-
(e)	Financial Assets :		
(i)	Investments	343.54	343.54
(ii)	Deferred tax assets (Net)	-	-
(iii)	Loans	-	-
(f)	Other non-current assets	-	-
	Sub-total - Non-current Assets	345.62	345.80
	2 Current Assets		
(a)	Inventories	-	-
(b)	Financial Assets :		
(i)	Investments	-	-
(ii)	Trade Receivables	1107.46	421.45
(iii)	Cash and Cash Equivalents	20.81	1.93
(iv)	Loans	1842.25	722.69
(c)	Other current assets	15.16	3.18
	Sub-total - Current Assets	2,985.68	1,149.25
	TOTAL - ASSETS	3,331.30	1,495.05
B	EQUITY AND LIABILITIES		
	Shareholders' Funds		
(a)	Share Capital	990.00	301.88
(b)	Other Equity	1352.37	886.08
	Sub-total - Equity	2,342.37	1,187.96
	1 Liabilities		
	Non-current Liabilities		
(a)	Financial Liabilities :		
(i)	Borrowings	165.56	165.56
(b)	Deferred Tax Liabilities (Net)	0.07	-
(c)	Provisions	-	-
(d)	Other Non - Current Liabilities	-	-
	Sub-total - Non-current liabilities	165.63	165.56
	2 Current Liabilities		
(a)	Financial Liabilities :		
(i)	Borrowings	3.09	8.00
(ii)	Trade Payables		
	(i) Total outstanding dues to Micro and Small Enterprises		
	(ii) Total outstanding dues of creditors other than Micro and Small Enterprises	793.56	131.87
(iii)	Other Financial Liabilities		-
(b)	Provisions	0.55	1.25
(c)	Other Current Liabilities	26.10	0.41
	Sub-total - Current Liabilities	823.30	141.53
	TOTAL - EQUITY AND LIABILITIES	3,331.30	1,495.05



ASHNISHA INDUSTRIES LIMITED
Standalone Cashflow Statement for the year ended on 31st March, 2023

(Rs.in Lakhs)

Particulars	2022-23	2021-22
A Cash flow from Operating Activities		
Net Profit Before Tax	80.02	-13.54
Adjustments for:		
Add Depreciation	0.18	0.33
Less Dividend Income	-	-
Less Long Term Capital Gain	-	-50.30
Less Short Term Capital Gain (Mutual Fund)	-	-
Operating Profit / (Loss) before Working Capital Changes	80.20	-63.51
Adjustments for:		
Increase/(Decrease) in Trade Payables	662.78	-
Increase/(Decrease) in Short term Borrowing	(4.91)	-
Increase/(Decrease) in Provisions	(0.70)	0.40
Increase/(Decrease) in Other Current Liability	24.58	0.53
(Increase)/Decrease in Trade Receivables	(686.01)	303.41
(Increase)/Decrease in short term loans & advances	(1,119.56)	-396.47
(Increase)/Decrease in inventories	-	-
(Increase)/Decrease in other current assets	(11.97)	0.82
Cashflow generated from Operating Activities	(1,055.59)	-154.81
Income Tax Paid (Net of Refund)	(12.77)	-
Net Cashflow generated from Operating Activities A	(1,068.36)	-154.81
B Cash flow from Investment Activities		
Purchase of Property , Plant and Equipment	-	-
Sale of Property , Plant and Equipment	-	-
Sale of Investments	-	128.49
Purchase of Investments	-	-
Share Application Money Received Back	-	-
Dividend Income	-	-
Net Cashflow generated from Investments Activities B	-	128.49
C Cash flow from Financing Activities		
Interest Expenses	-	-
Increase/(Decrease) in Share Capital	688.12	-
Issue of shares (with Security Premium)	399.11	-
(Increase)/Decrease in other non-current assets	-	-
(Increase)/Decrease in Long term loans & advances	-	-
Increase/(Decrease) in non current liabilities	-	-
Net Cashflow generated from Financing Activities C	1,087.24	-
Net Change in Cash & Cash Equivalents (A+B+C)	18.88	(26.32)
Opening Cash & Cash Equivalents	1.93	28.25
Closing Cash & Cash Equivalents	20.81	1.93



ASHNISHA INDUSTRIES LIMITED

Audited Standalone Segment - Wise Revenue , Results and Capital Employed

(Rs.In Lakhs)

Particulars	Quarter Ended			Year Ended	
	31/03/2023	31/12/2022	31/03/2022	31/03/2023	31/03/2022
	Audited	Unaudited	Audited	Audited	Audited
1. Segment Revenue					
(a) Steel Trading	353.03	132.29	0.00	653.28	0.00
(b) Trading of Goods	0.00	0.00	0.00	0.00	0.00
(c) Others	0.00	0.00	0.00	0.00	0.00
Total					
Less: Inter Segment Revenue					
Net sales/Income From Operations	353.03	132.29	0.00	653.28	0.00
2. Segment Results					
(a) Steel Trading	4.94	11.87	0.00	32.28	0.00
(b) Trading of Goods	0.00	0.00	0.00	0.00	0.00
(c) Others	18.92	25.00	0.00	66.42	50.30
Total					
Less: (i) Other Un-allocable Expenditure net off	-6.03	-6.66	-58.16	-18.68	-63.84
Total Profit Before Tax	17.83	30.21	-58.16	80.02	-13.54
3. Capital Employed (Segment assets – Segment Liabilities)					
(a) Steel Operation	312.40	235.42	289.16	312.40	289.16
(b) Trading of Goods	0.00	0.00	0.00	0.00	0.00
(c) Other Unallocable	2029.97	2101.97	898.80	2029.97	898.80
Total	2342.37	2337.39	1187.96	2342.37	1187.96





G M C A & Co.

Chartered Accountants

To,
The Board of Directors
Ashnisha industries Limited

Opinion

We have audited the accompanying standalone annual financial results of Ashnisha industries Limited (hereinafter referred to as 'the Company') for the quarter and year ended March 31, 2023 ('the Statement'), attached herewith, being submitted by the Company pursuant to the requirement of Regulation 33 of the SEBI (Listing Obligations and Disclosure Requirements) Regulations, 2015, as amended ('Listing Regulations').

In our opinion and to the best of our information and according to the explanations given to us, the aforesaid Statement:

(i) are presented in accordance with the requirements of Regulation 33 of the Listing Regulations in this regard; and

(ii) give a true and fair view in conformity with the applicable accounting standards prescribed under Section 133 of the Companies Act, 2013 ("the Act") read with Companies (Indian Accounting Standards) Rules, 2015, as amended, and other accounting principles generally accepted in India, of Net Profit and other comprehensive income and other financial information of the Company for the year ended March 31, 2023.

Basis for Opinion

We conducted our audit in accordance with the Standards on Auditing (SAs) specified under section 143(10) of the Act. Our responsibilities under those Standards are further described in the Auditor's Responsibilities for the Audit of the Standalone Financial Results section of our report. We are independent of the Company in accordance with the Code of Ethics issued by the Institute of Chartered Accountants of India together with the ethical requirements that are relevant to our audit of the financial statements under the provisions of the Act and the Rules thereunder, and we have fulfilled our other ethical responsibilities in accordance with these requirements and the Code of Ethics.

We believe that the audit evidence obtained by us is sufficient and appropriate to provide a basis for our opinion.

Board of Directors' Responsibilities for the Standalone Financial Results

This Statement have been prepared on the basis of the standalone annual financial statements. The Company's Board of Directors are responsible for the preparation and presentation of this Statement that give a true and fair view of the net profit and other comprehensive income in accordance with the Indian Accounting Standards prescribed under Section 133 of the Act read with Companies (Indian Accounting Standards) Rules, 2015, as amended issued thereunder and other accounting principles generally accepted in India and in compliance with Regulation 33 of the Listing Regulations. The Board of Directors of the Company are responsible for maintenance of adequate accounting records in accordance with the provisions of the Act for safeguarding of the assets of the Company and for preventing and detecting frauds and other irregularities; selection and application of appropriate accounting policies; making judgments and estimates that are reasonable and prudent; and the design, implementation and maintenance of adequate internal



financial controls, that were operating effectively for ensuring accuracy and completeness of the accounting records, relevant to the preparation and presentation of the Statement that give a true and fair view and are free from material misstatement, whether due to fraud or error, which have been used for the purpose of preparation of the Statement by the Directors of the Company, as aforesaid.

In preparing the Statement, the Board of Directors of the Company are responsible for assessing the ability of the Company to continue as a going concern, disclosing, as applicable, matters related to going concern and using the going concern basis of accounting unless the Board of Directors either intends to liquidate the Company or to cease operations, or has no realistic alternative but to do so.

The Board of Directors of the Company are responsible for overseeing the financial reporting process of the Company.

Auditor's Responsibilities for the Audit of the Standalone Financial Results

Our objectives are to obtain reasonable assurance about whether the Statement as a whole are free from material misstatement, whether due to fraud or error, and to issue an auditor's report that includes our opinion. Reasonable assurance is a high level of assurance, but is not a guarantee that an audit conducted in accordance with SAs will always detect a material misstatement when it exists. Misstatements can arise from fraud or error and are considered material if, individually or in the aggregate, they could reasonably be expected to influence the economic decisions of users taken on the basis of these Statement.

As part of an audit in accordance with SAs, we exercise professional judgment and maintain professional skepticism throughout the audit. We also:

Identify and assess the risks of material misstatement of the Statement, whether due to fraud or error, design and perform audit procedures responsive to those risks, and obtain audit evidence that is sufficient and appropriate to provide a basis for our opinion. The risk of not detecting a material misstatement resulting from fraud is higher than for one resulting from error, as fraud may involve collusion, forgery, intentional omissions, misrepresentations, or the override of internal control

Obtain an understanding of internal control relevant to the audit in order to design audit procedures that are appropriate in the circumstances. Under Section 143(3) (i) of the Act, we are also responsible for expressing our opinion on whether the company has adequate internal financial controls with reference to financial statements in place and the operating effectiveness of such controls.

Evaluate the appropriateness of accounting policies used and the reasonableness of accounting estimates and related disclosures made by the Board of Directors.

Conclude on the appropriateness of the Board of Directors use of the going concern basis of accounting and, based on the audit evidence obtained, whether a material uncertainty exists related to events or conditions that may cast significant doubt on the ability of the Company to continue as a going concern. If we conclude that a material uncertainty exists, we are required to draw attention in our auditor's report to the related disclosures in the Statement or, if such disclosures are inadequate, to modify our opinion. Our conclusions are based on the audit evidence obtained up to the date of our auditor's report. However, future events or conditions may cause the Company to cease to continue as a going concern.



G M C A & Co.

Chartered Accountants

Evaluate the overall presentation, structure and content of the Statement, including the disclosures, and whether the Statement represent the underlying transactions and events in a manner that achieves fair presentation.

We communicate with those charged with governance of the Company of which we are the independent auditors regarding, among other matters, the planned scope and timing of the audit and significant audit findings, including any significant deficiencies in internal control that we identify during our audit.

We also provide those charged with governance with a statement that we have complied with relevant ethical requirements regarding independence, and to communicate with them all relationships and other matters that may reasonably be thought to bear on our independence, and where applicable, related safeguards.

Other Matters

The Statement include the results for the quarter ended March 31, 2023 being the balancing figure between the audited figures in respect of the full financial year and the published unaudited year to date figures up to the third quarter of the current financial year prepared in accordance with the recognition and measurement principles laid down in Indian Accounting Standard 34 "Interim Financial Reporting" which were subject to limited review by us.

Place: Ahmedabad

Date: 08.05.2023

For, G M C A & Co.

Chartered Accountants



FRN: 109850W

CA. Amin G. Shaikh

Partner

Membership No. 108894

UDIN: 23108894BQVOHR3892.

ASHNISHA INDUSTRIES LIMITED						
Registered Office: 7th Floor, Ashoka Chambers, Opp. HCG Hospital, Mithakhali Six Roads, Ahmedabad 380 006.						
CIN : L74110GJ2009PLC057629						
STATEMENT OF CONSOLIDATED AUDITED FINANCIAL RESULTS FOR THE QUARTER AND YEAR ENDED MARCH 31, 2023.						
(Rs. in Lakhs except per share data)						
Sr No	Particulars	Quarter Ended			Year Ended	
		31/03/2023	31/12/2022	31/03/2022	31/03/2023	31/03/2022
		Audited	Unaudited	Audited	Audited	Audited
1	Income from Operations					
	(a) Revenue from operations	943.36	310.19	290.47	1964.10	900.79
	(b) Other Income	114.60	25.00	153.61	173.68	227.20
	Total Income	1057.95	335.19	444.08	2137.77	1127.99
2	Expenses					
	(a) Cost of Materials consumed	0.00	0.00	0.00	0.00	0.00
	(b) Purchase of stock-in-trade	947.35	336.36	197.75	1852.56	729.77
	(c) Increase/Decrease in inventories of FG, WIP and stock-in-trade	0.00	0.00	0.00	59.77	19.92
	(d) Employee benefits expense	5.55	4.13	11.74	17.34	17.66
	(e) Finance Cost	0.34	0.05	0.22	0.52	0.58
	(f) Depreciation and amortisation expense	7.43	-26.30	24.54	29.95	98.08
	(g) Other expenses	46.12	6.58	94.68	63.73	139.10
	Total Expenses	1006.79	320.81	328.94	2023.87	1005.12
3	Profit/(loss) before exceptional items and tax (1-2)	51.16	14.38	115.14	113.90	122.87
4	Exceptional Items	0.00	0.00	0.00	0.00	0.00
5	Profit/(Loss) before Extraordinary Items (3-4)	51.16	14.38	115.14	113.90	122.87
6	Extraordinary Items	0.00	0.00	0.00	0.00	0.00
7	Profit/(Loss) before tax (5-6)	51.16	14.38	115.14	113.90	122.87
8	Tax Expense					
	(a) Current tax	12.77	0.00	26.09	12.77	26.09
	(b) Deferred tax	11.26	0.00	54.60	11.26	54.60
	Total Tax Expenses	24.03	0.00	80.69	24.03	80.69
9	Profit / (Loss) for the period from continuing operations (7-8)	27.14	14.38	34.45	89.88	42.18
10	Profit (Loss) from discontinuing operations	0.00	0.00	0.00	0.00	0.00
11	Tax Expense of discontinuing operations	0.00	0.00	0.00	0.00	0.00
12	Profit (Loss) from discontinuing operations (after tax)(10-11)	0.00	0.00	0.00	0.00	0.00
13	Share of Profit/(Loss) of associates*	0.00	0.00	0.00	0.00	0.00
14	Minority Interest*	0.00	0.00	0.00	0.00	0.00
15	Other Comprehensive Income					
	A(i) Items that will not be reclassified to profit or loss	0.00	0.00	0.00	0.00	0.00
	(ii) Income tax relating to items that will not be reclassified to profit or loss	0.00	0.00	0.00	0.00	0.00
	B (i) Items that will be reclassified to profit or loss	0.00	0.00	0.00	0.00	0.00
	ii) Income tax relating to items that will be reclassified to profit or loss	0.00	0.00	0.00	0.00	0.00
	Other Comprehensive Income for the period	0.00	0.00	0.00	0.00	0.00
16	Total Comprehensive Income for the period	27.14	14.38	34.45	89.88	42.18
17	Total Comprehensive Income attributable to :					
	Share of Profit / (Loss) of associates *	0.00	0.00	0.00	0.00	0.00
	Minority Interest *	0.00	0.00	0.00	0.00	0.00
18	Paid-up equity share capital (Face value of rs. 1/- each)	990.00	990.00	301.88	990.00	301.88
19	Other Equity	-	-	-	4591.42	4158.15
20	Earnings Per Share (before exceptional items) (not annualised):					
	(a) Basic	0.027	0.015	1.14	0.09	1.40
	(b) Diluted	0.027	0.015	1.14	0.09	1.40
21	Earnings Per Share (after exceptional items) (not annualised):					
	(a) Basic	0.027	0.015	1.14	0.09	1.40
	(b) Diluted	0.027	0.015	1.14	0.09	1.40
Notes:						
1. The above audited consolidated financial results have been reviewed by the Audit Committee and approved by the Board of Directors in their meeting held on May 08, 2023. The Audit under Regulation 33 of the SEBI (Listing Obligations and Disclosure Requirements) Regulations, 2015 has been carried out by the statutory auditors. The Audit Report does not contain any observation which could have an impact on the results for the quarter/year ended March 31, 2023.						
2. The Company adopted the Indian Accounting Standards ('Ind AS') effective 1st April, 2017 (transition date 1st April, 2016). The financial results have been prepared in accordance with Ind AS as prescribed under Section 133 of the Companies Act, 2013 read with the relevant Rules issued there under.						
3. The figures for Quarter ended 31st March, 2023 are the balancing figures between the audited financial results for the year ended 31st March, 2023 and the published financial results for nine months ended 31st December, 2022.						
4. The previous quarterly/year figures have been regrouped/rearranged wherever necessary to make it comparable with the current quarterly/year.						
Date : 08/05/2023 Place : Ahmedabad		For, ASHNISHA INDUSTRIES LIMITED  ASHOK C. SHAH MANAGING DIRECTOR DIN : 02467830				
						

ASHNISHA INDUSTRIES LIMITED			
STATEMENT OF CONSOLIDATED AUDITED ASSETS AND LIABILITIES			
(Rs.in Lakhs)			
	Particulars	As at 31/03/2023	As at 31/03/2022
A	ASSETS		
1	Non-current Assets		
(a)	Property , Plant and Equipment	10.13	11.34
(b)	Other Intangible assets	616.31	667.67
(c)	Goodwill	590.98	590.98
(d)	Capital work in progress	-	-
(e)	Intangible assets under development	-	-
(f)	Financial Assets :		
(i)	Investments	58.73	58.73
(ii)	Deferred tax assets (Net)	1.25	20.95
(iii)	Loans	1,650.14	1,588.90
(f)	Other non-current assets	723.74	646.73
	Sub-total - Non-current Assets	3,651.29	3,585.30
2	Current Assets		
(a)	Inventories	0.00	105.19
(b)	Financial Assets :		
(i)	Investments		
(ii)	Trade Receivables	1,252.92	577.66
(iii)	Cash and Cash Equivalents	263.70	16.82
(iv)	Loans	2,958.41	2,372.87
(c)	Other current assets	370.59	206.09
	Sub-total - Current Assets	4,845.61	3,278.64
	TOTAL - ASSETS	8,496.90	6,863.93
B	EQUITY AND LIABILITIES		
	Shareholders' Funds		
(a)	Share Capital	990.00	301.88
(b)	Other Equity	4,591.42	4,158.15
(C)	Non Controlling Interest	1,694.71	1,621.74
	Sub-total - Shareholders' Funds	7,276.13	6,081.77
1	Liabilities		
	Non-current Liabilities		
(a)	Financial Liabilities :		
(i)	Borrowings	165.56	165.56
(b)	Deferred Tax Liabilities (Net)	0.07	-
(c)	Provisions	-	-
(d)	Other Non Current Liabilities	-	-
	Sub-total - Non-current liabilities	165.63	165.56
2	Current Liabilities		
(a)	Financial Liabilities :		
(i)	Borrowings	3.09	8.00
(ii)	Trade Payables		
	(i) Total outstanding dues to Micro and Small Enterprises		
	(ii) Total outstanding dues of creditors other than Micro and Small Enterprises	972.20	169.98
(iii)	Other Current Liabilities	79.30	430.22
(b)	Current Tax Liabilities (Net)	0.00	0.00
(c)	Provisions	0.55	8.42
	Sub-total - Current Liabilities	1,055.15	616.61
	TOTAL - EQUITY AND LIABILITIES	8,496.90	6,863.93



ASHNISHA INDUSTRIES LIMITED
AUDITED CONSOLIDATED CASH FLOW STATEMENT FOR YEAR ENDED 31ST MARCH , 2023

(Rs.In Lakhs)

Particulars	01-04-2022 to 31-03-2023	01-04-2021 to 31-03-2022
A Cash flow from Operating Activities		
Net Profit Before Tax	113.90	122.87
Adjustments for:		
Add Depreciation	29.95	98.08
Less Dividend Income	-	-
Less Interest Income	(173.68)	(145.23)
Add Interest Expense	0.52	0.58
less Consolidation Adjustmnet	20.93	15.41
Operating Profit / (Loss) before Working Capital Changes	(8.38)	91.71
Adjustments for:		
Increase/(Decrease) in Trade Payables	803.33	(730.19)
(Increase)/Decrease in short term Borrwing	(4.91)	(144.20)
Increase/(Decrease) in Other Current Liabilities	(359.18)	408.50
Increase/(Decrease) in Provisions	(0.70)	0.40
(Increase)/Decrease in Trade Receivables	(675.26)	285.83
(Increase)/Decrease in short term loans & advances	(585.54)	(1,621.66)
(Increase)/Decrease in inventories	105.19	35.06
(Increase)/Decrease in other current assets	(164.49)	(124.34)
Cashflow generated from Operating Activities	(889.94)	(1,798.88)
Income Tax Paid (Net of Refund)	(12.77)	-
Net Cashflow generated from Operating Activities A	(902.71)	(1,798.88)
B Cash flow from Investment Activities		
Purchase of Property , Plant and Equipment, Change in Intangible Assets	(45.51)	(25.72)
Sale of Property , Plant and Equipment	-	-
Purchase/sale of Investments	-	341.78
Interest Income	173.68	145.23
Consolidation Adjustments	-	-
Net Cashflow generated from Investments Activities B	128.17	461.29
C Cash flow from Financiag Activities		
Interest Expenses	(0.52)	(0.58)
Non Controlling Interest	72.97	42.34
Increase/(Decrease) in Share Capital	688.12	-
Issue of shares (with Security Premium)	399.11	-
Proceeds/ (Repayment) toward share capital	-	-
(Increase)/Decrease in other non-current assets	(77.01)	(513.58)
(Increase) /Decrease in Long term Loans & Advances (Assets)	(61.25)	343.84
Increase /(Decrease) in Borrowings (Liabilities)	-	-
Net Cashflow generated from Financing Activities C	1,021.42	(127.98)
Net Change in Cash & Cash Equivalents (A+B+C)	246.88	(1,465.58)
Opening Cash & Cash Equivalents	16.82	1,482.40
Closing Cash & Cash Equivalents	263.70	16.82



ASHNISHA INDUSTRIES LIMITED					
Audited Consolidated Segment - Wise Revenue , Results and Capital Employed					
(Rs.In Lakhs)					
Particulars	Quarter Ended			Year Ended	
	31/03/2023	31/12/2022	31/03/2022	31/03/2023	31/03/2022
	Audited	Unaudited	Audited	Audited	Audited
1. Segment Revenue					
(a) Steel Trading	353.03	132.19	0.00	653.28	0.00
(b) Trading of Software, Electronic and IT Product.	590.33	178.00	290.47	1310.82	900.79
(c) Trading of Goods	0.00	0.00	0.00	0.00	0.00
(d) Others	0.00	0.00	0.00	0.00	0.00
Total					
Less: Inter Segment Revenue					
Net sales/Income From Operations	943.36	310.19	290.47	1964.10	900.79
2. Segment Results					
(a) Steel Trading	4.94	11.87	0.00	32.28	0.00
(b) Trading of Software, Electronic and IT Product.	4.75	-6.95	92.71	19.48	151.09
(c) Trading of Goods	0.00	0.00	0.00	0.00	0.00
(d) Others	100.91	25.00	153.61	173.68	227.20
Total					
Less: (i) Other Un-allocable Expenditure net off	-59.44	-15.54	-131.18	-111.54	-255.42
Total Profit Before Tax	51.16	14.38	115.14	113.90	122.87
3. Capital Employed (Segment assets – Segment Liabilities)					
(a) Steel Operation	312.40	235.42	289.16	312.40	289.16
(b) Trading of Software, Electronic and IT Product.	780.86	668.18	11.30	780.86	11.30
(c) Trading of Goods	0.00	0.00	0.00	0.00	0.00
(d) Other Unallocable	4488.16	4650.68	4159.57	4488.16	4159.57
Total	5581.42	5554.28	4460.03	5581.42	4460.03



**GMCA & Co.**

Chartered Accountants

To,
Board of Directors
M/s Ashnisha Industries Limited

Report on the Audit of the Consolidated Annual Financial Results Opinion

We have audited the accompanying statement of quarterly and year to date consolidated financial results of M/s Ashnisha Industries Limited ("Holding Company") and its subsidiary (the Holding Company and its subsidiary together referred to as "the Group") for the quarter and year ended March 31, 2023, attached herewith, being submitted by the Holding Company pursuant to the requirement of Regulation 33 of the SEBI (Listing Obligation and Disclosure Requirement) Regulations, 2015, as amended ("Listing Regulations").

In our opinion and to the best of our information and according to the explanations given to us, and based on the consideration of reports of other auditors on separate audited financial statements of the subsidiary, the aforesaid consolidated annual financial results:

- A. includes the annual financial results for the year ended 31st March 2023, of the following entities

Sr. No.	Particulars	Name of the Entity
1.	Subsidiary	Adzillow Private Limited

- B. are presented in accordance with the requirements of Regulation 33 of the Listing Regulations in this regard and
- C. Give a true and fair view in conformity with the recognition and measurement principles laid down in the applicable Indian Accounting Standards, and other accounting principles generally accepted in India, of the consolidated net profit and other comprehensive income and other financial information of the Group for the year ended 31 March 2023.

Basis for Opinion

We conducted our audit in accordance with the Standards on Auditing ('SAs') specified under section 143(10) of the Act. Our responsibilities under those standards are further described in the Auditor's Responsibilities for the Audit of the Statement section of our report. We are independent of the Group, in accordance with the Code of Ethics issued by the Institute of Chartered Accountants of India (the 'ICAI') together with the ethical requirements that are relevant to our audit of the financial statements under the provisions of the Act, and the rules thereunder, and we have fulfilled our other ethical responsibilities in accordance with these requirements and the Code of Ethics. We believe that the audit evidence obtained by us and that obtained by the other auditor in terms of



their report referred to in paragraph of the Other Matters section below, is sufficient and appropriate to provide a basis for our opinion.

Responsibility of Management for the Consolidated Annual Financial Results

The consolidated annual financial results have been prepared on the basis of the consolidated annual financial statements. The Holding Company's management and Board of Directors is responsible for the matters stated in section 134(5) of the Companies Act, 2013 ("the Act") with respect to the preparation of these annual financial results that give a true and fair view of the financial position, financial performance, changes in equity and cash flows of the Company in accordance with the accounting principles generally accepted in India, including the accounting Standards specified under section 133 of the Act. The respective Board of Directors of the companies included in the Group are responsible for maintenance of adequate accounting records in accordance with the provisions of the Act for safeguarding of the assets of the Group and for preventing and detecting frauds and other irregularities; selection and application of appropriate implementation and maintenance of accounting policies; making judgments and estimates that are reasonable and prudent; and design, implementation and maintenance of adequate internal financial controls, that were operating effectively for ensuring the accuracy and completeness of the accounting records, relevant to the preparation and presentation of the financial consolidated annual financial results that give a true and fair view and are free from material misstatement, whether due to fraud or error, which have been used for the purpose of preparation of the consolidated annual financial results by the Directors of the Holding Company, as aforesaid.

In preparing the consolidated annual financial results, the respective Board of Directors of the companies included in the Group is responsible for assessing the Group's ability to continue as a going concern, disclosing, as applicable, matters related to going concern and using the going concern basis of accounting unless Board of Directors either intends to liquidate the Company or to cease operations, or has no realistic alternative but to do so.

The respective Board of Directors of the companies included in the Group is also responsible for overseeing the financial reporting process of each company.

Auditor's Responsibility for the Audit of the Consolidated Financial Results

Our objectives are to obtain reasonable assurance about whether the consolidated annual financial results as a whole are free from material misstatement, whether due to fraud or error, and to issue an auditor's report that includes our opinion. Reasonable assurance is a high level of assurance, but is not a guarantee that an audit conducted in accordance with SAs will always detect a material misstatement when it exists. Misstatements can arise from fraud or error and are considered



GMCA & Co.

Chartered Accountants

material if, individually or in the aggregate, they could reasonably be expected to influence the economic decisions of users taken on the basis of the consolidated annual financial results.

As a part of an audit in accordance with SAs, we exercise professional judgment and maintain professional skepticism throughout the audit. We also:

- Identify and assess the risks of material misstatement of the annual financial results, whether due to fraud or error, design and perform audit procedures responsive to those risks, and obtain audit evidence that is sufficient and appropriate to provide a basis for our opinion. The risk of not detecting a material misstatement resulting from fraud is higher than for one resulting from error, as fraud may involve collusion, forgery, intentional omissions, misrepresentations, or the override of internal control.
- Obtain an understanding of internal financial controls relevant to the audit in order to design audit procedures that are appropriate in the circumstances. Under section 143(3)(i) of the Act, we are also responsible for expressing our opinion on whether the Company has adequate internal financial controls system in place and the operating effectiveness of such controls.
- Evaluate the appropriateness of accounting policies used and the reasonableness of accounting estimates and related disclosures made by management
- Conclude on the appropriateness of Board of Director's use of the going concern basis of accounting and, based on the audit evidence obtained, whether a material uncertainty exists related to events or conditions that may cast significant doubt on the Company's ability to continue as a going concern. If we conclude that a material uncertainty exists, we are required to draw attention in our auditor's report to the related disclosures in the annual financial results or, if such disclosures are inadequate, to modify our opinion. Our conclusions are based on the audit evidence obtained up to the date of our auditor's report. However, future events or conditions may cause the Company to cease to continue as a going concern
- Evaluate the overall presentation, structure and content of the consolidated annual financial results, including the disclosures, and whether the consolidated annual financial results represent the underlying transactions and events in a manner that achieves fair presentation.

We communicate with those charged with governance of the Holding Company and such other entities included in the consolidated annual financial results of which we are independent auditors regarding, among other matters, the planned scope and timing of the audit and significant audit findings, including any Significant deficiencies in internal control that we identify during our audit. We also provide those charged with governance with a statement that we have complied with relevant ethical requirements regarding independence, and to communicate with them all the



G M C A & Co.
Chartered Accountants

relationships and other matters that may reasonably be thought to bear on our independence, and where applicable, related safeguards

We also performed procedures in accordance with the circular No CIRJCFD/CMD1/44/2019 issued by the SEBI under Regulation 33(8) of the Listing Regulations, as amended, to the extent applicable

Other Matters

We did not audit the annual financial statements of one subsidiary included in the Statement for the year ended on that date, as considered in the Statement. These Annual Financial Statements have been audited by other auditor whose Audit report has been furnished to us by the management, and our opinion in so far as it relates to the amounts and disclosures Include in respect of this subsidiary is based solely on the audit report of such other auditor, and the procedure performed by us as stated in paragraph above.

For, G M C A & CO.
Chartered Accountants
FRN No.:109850W

CA. Amin G. Shaikh
Partner

Membership No. 108894

UDIN: 23108894BQVOH59663

Place: Ahmedabad

Date: 08/05/2023